

Fiscal Year 2021

Social Impact KPIs


Assurance Statement

The Fedcap Group certifies the information provided in this presentation is correct and complete. The data presented has reasonable assurance of accuracy as monitored through internal quality review mechanisms and/or through formal review or evaluation by a 3rd party, such as a Federal, State, or Municipal Government when required by our contracts.

The following are certification/accrediting bodies and government entities that have reviewed or evaluated our Social KPI data. This list includes both present and past entities:

1. The Accrediting Commission of Career Schools and Colleges – ACCSC
2. Commission on Accreditation of Rehabilitation Facilities – CARF
3. International Center for Clubhouse Development (ICCD) – Certified Clubhouses
4. New York State Education Department
5. New York State Industries for the Disabled, Inc. – NYSID
6. New York State Office for People With Developmental Disabilities – OPWDD
7. New York State Office of Mental Health
8. New York County Health Services Review Organization – NYCHSRO
9. New York City Human Resources Administration – HRA
10. New York City Department of Education
11. New York City Department of Health and Mental Hygiene
12. Occupational Safety and Health Administration – OSHA
13. The Maine Department of Health and Human Services
14. DC Department of Human Services
15. Texas Health and Human Services

Snapshot of Key Results in in Fiscal Year 2021



A total of 101,401 people served



13,116 individuals became employed



10,121 children 0 – 8 served including amplifications



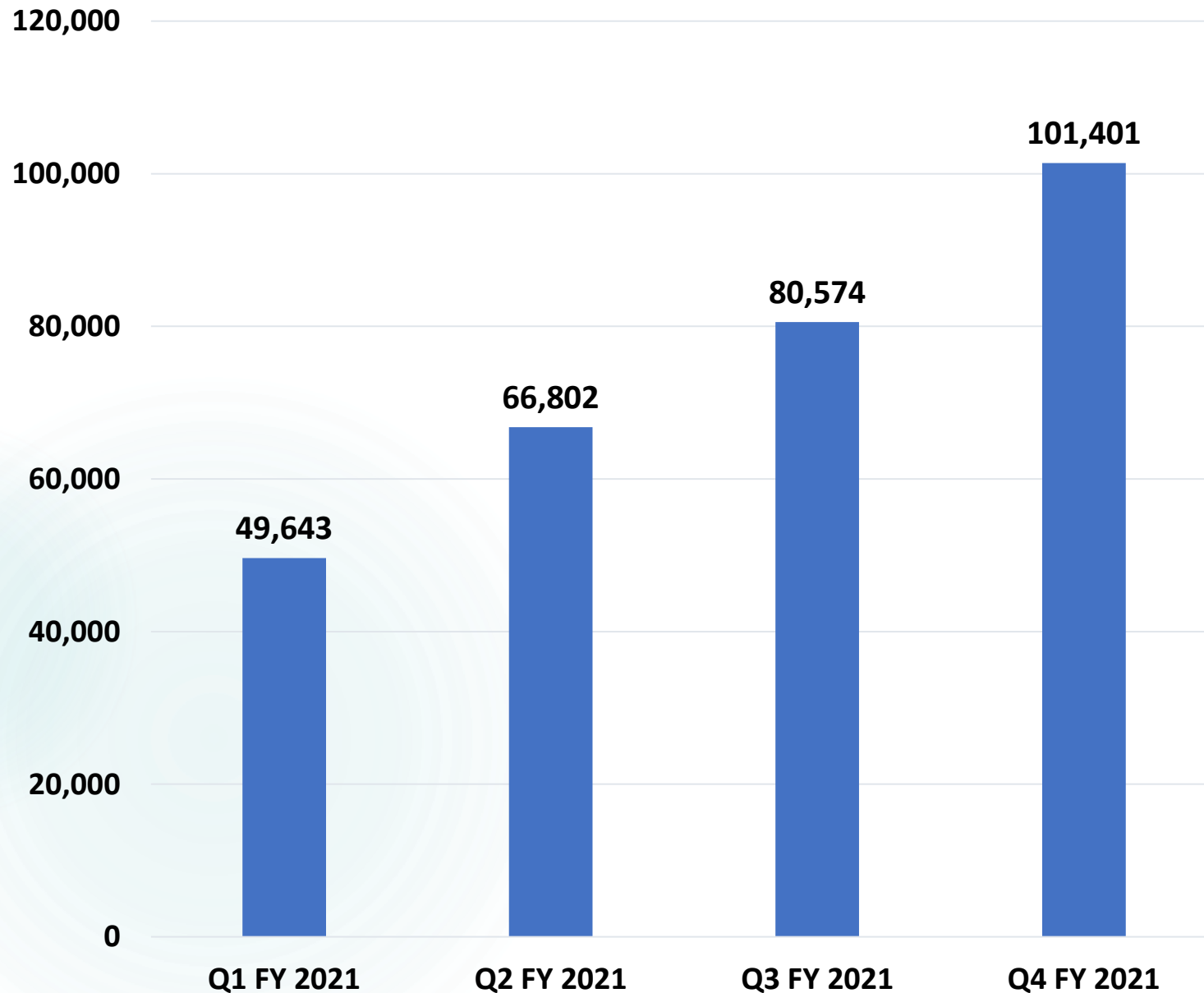
3,603 achieved stability in health
and were ready to work



12,664 students accessed our resources & supports,
which helped them reach their educational goals



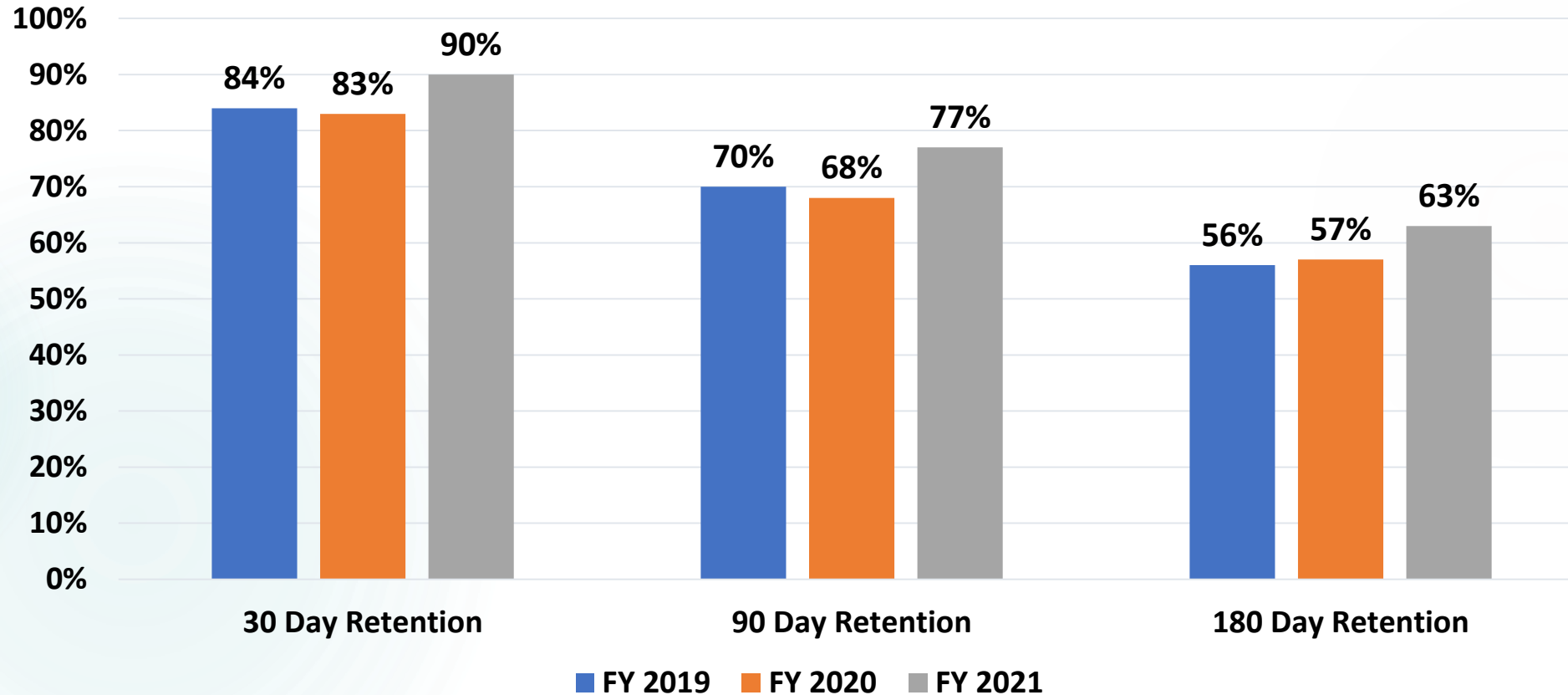
727 client workers in economic development
programs received a wage increase



In FY 2021, we have increased the total number of people served each quarter.

This growth is largely due to the launch of new contracts within our international companies, including Fedcap Canada and Fedcap UK, which represents 25% of individuals served across The Fedcap Group footprint this year.

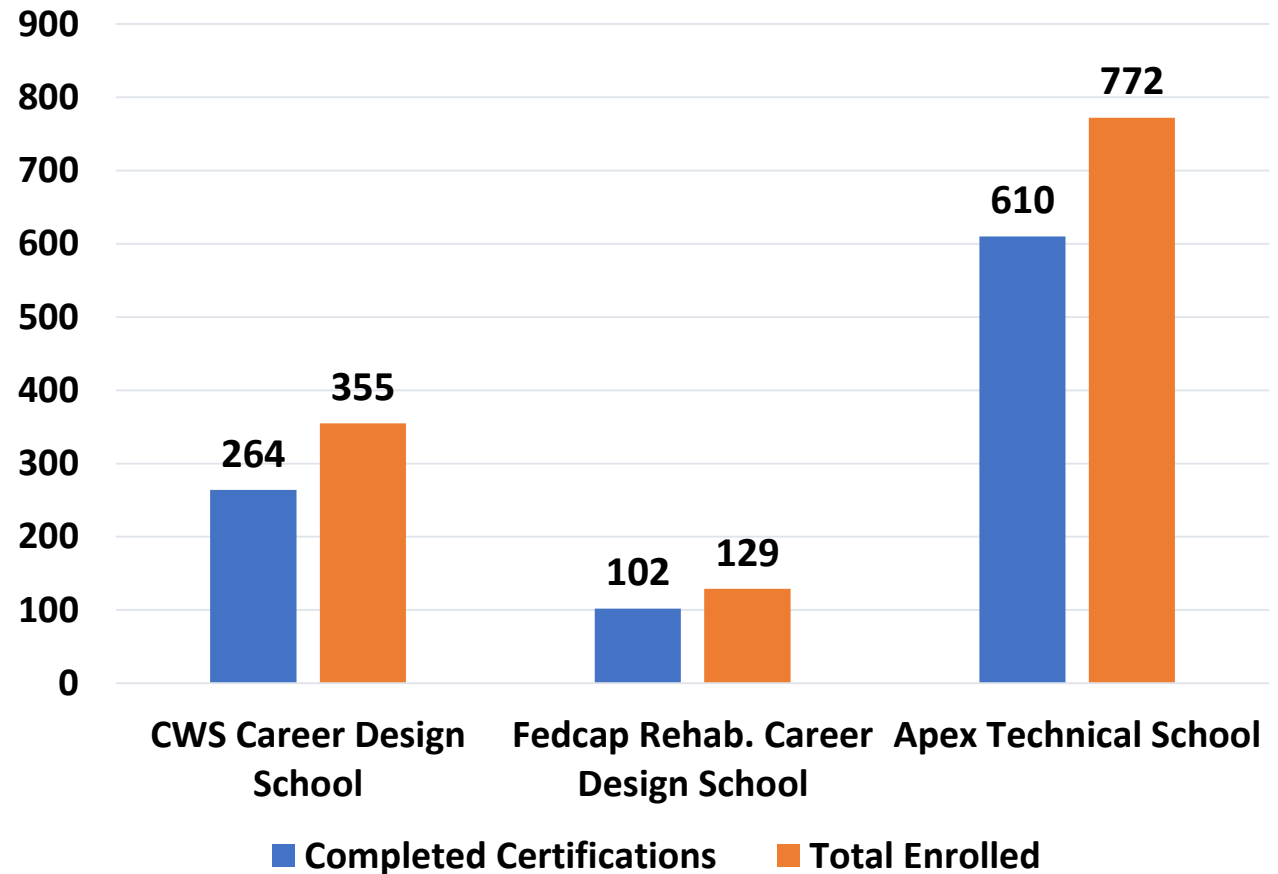
Annual Trend in Employment Retention Rates (Fedcap Canada & Fedcap, Inc. only)



Professional Certifications Achieved at Internal Companies in FY 2021

A total of 976 individuals (78%) out of 1,256 eligible to graduate with a professional certificate did so.

We anticipate continued growth in this area, as a result of our combination with Apex Technical School and our partnership with Civic Hall.



Top Three Certifications Earned Internally or Externally in FY 2021

A total of 2,573 individuals earned certifications in key labor markets—either internally or were referred externally—an important milestone to support long-term career goals.

1,468 Occupational Safety & Health Administration (OSHA) Certifications

272 Commercial Driver's License

143 Facilities Management

Economic Well-Being Indicators in FY 2021

